

Version:
July 4, 2017



TOKEN

(PGM)

CdS Photoresistors

Token Electronics Industry Co., Ltd.

Taiwan: No.137, Sec. 1, Zhongxing Rd., Wugu District,
New Taipei City, Taiwan, R.O.C. 24872
Tel: +886 2981 0109 Fax: +886 2988 7487

China: 12F, Zhong Xing Industry Bld., Chuang Ye Road,
Nan Shan District, Shen Zhen City,
Guang Dong, China 518054
Tel: +86 755 26055363; Fax: +86 755 26055365

[Web: www.token.com.tw](http://www.token.com.tw)

[Email: rfq@token.com.tw](mailto:rfq@token.com.tw)



▶ Product Introduction

||| Light-Dependent Photoresistors for Sensor Applications.

Features :

- Quick Response
- Reliable Performance
- Epoxy or hermetical package
- Good Characteristic of Spectrum

Applications :

- Photoswitch
- Photoelectric Control
- Auto Flash for Camera
- Electronic Toys, Industrial Control

The cadmium sulfide (CdS) or light dependent resistor (LDR) whose resistance is inversely dependent on the amount of light falling on it is known by many names including the photo resistor, photoresistor, photoconductor, photoconductive cell, or simply the photocell.

A typical structure for a photoresistor uses an active semiconductor layer that is deposited on an insulating substrate. The semiconductor is normally lightly doped to enable it to have the required level of conductivity. Contacts are then placed either side of the exposed area.

The photo-resistor, CdS, or LDR finds many uses as a low cost photo sensitive element and was used for many years in photographic light meters as well as in other applications such as smoke, flame and burglar detectors, card readers and lighting controls for street lamps.

Providing design engineers with an economical CdS or LDR with high quality performance, Token Electronics now offers commercial grade PGM photoresistor. Designated the PGM Series, the photoresistors are available in 5mm, 12mm and 20mm sizes, the conformal epoxy or hermetical package offer high quality performance for applications that require quick response and good characteristic of spectrum.

Token has been designing and manufacturing high performance light dependent resistors for decades. Our product offerings are extensive and our experience with custom photoresistor is equally extensive. Contact us with your specific needs. For more information, please link to Token official website "[CdS Photoresistors](http://www.token.com.tw)".

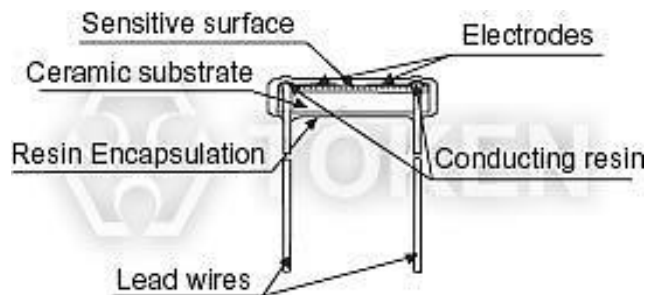


Terminology

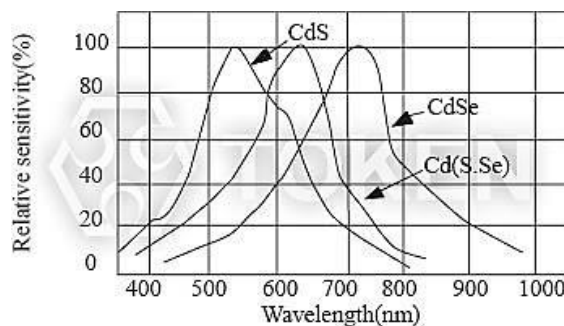
Terminology (PGM)

- **Light Resistance :**
Measured at 10 lux with standard light A (2854K-color temperature) and 2hr. preillumination at 400-600 lux prior testing.
- **Dark Resistance :**
Measured at 10th seconds after closing 10 lux.
- **Gamma characteristic :**
Under 10 lux and 100 lux and given by

$$\gamma = \log(R_{10}/R_{100}) / \log(100/10) = \log(R_{10}/R_{100})$$
 R10, R100: resistance at 10 lux and 100 lux.
 The tolerance of γ is ± 0.1 .
- **Pmax :**
Max. power dissipation at ambient temperature of 25°C .At higher ambient temperature,the maximum power permissible may be lowered.
- **Vmax :**
Max. voltage in darkness that may be applied to the device continuously.
- **Spectral peak :**
Spectral sensitivity of photoresistors depends on the wavelength of light they are exposed to and in accordance with figure 'Spectral Response'. The tolerance of spectral peak is $\pm 50\text{nm}$.



CdS Photoresistor (Light Dependent Resistors) - PGM Series



CdS Photoresistors (PGM) Spectral Response


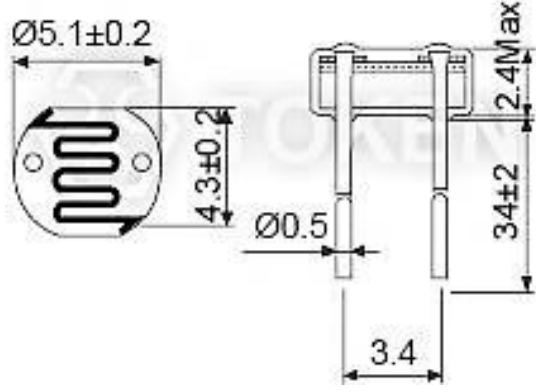

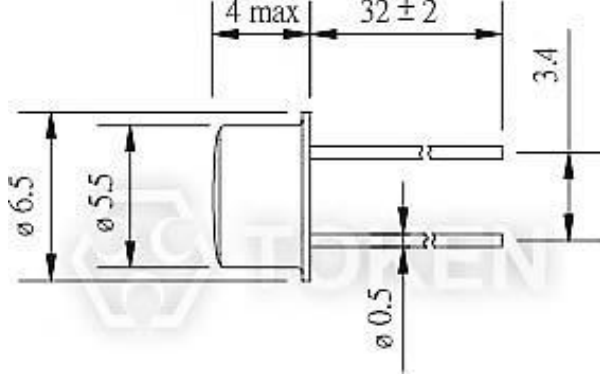
Physical and Environmental Characteristics

Physical and Environmental Characteristics (PGM)

ITEM	CONDITIONS	PERFORMANCE
Solderability	Put the terminals into welding tank at temp. $230\pm 5^{\circ}\text{C}$ for $2\pm 0.5\text{s}$ (terminal roots are 5mm away from the tin surface).	wetting > 95%
Temperature Changing	Change of temperature in accordance with: TA: -40°C TB: $+60^{\circ}\text{C}$ Number of cycles: 5 Exposure duration: 30min	Drift of R10 = $\pm 20\%$ No visible damage
Constant humidity and heat	1. Put the device in test box at Temperature: $60\pm 5^{\circ}\text{C}$ Humidity: 90-95% Illumination: 0lux Duration: 100h 2. Take the device and measure after 24h at normal temperature and humidity.	Drift of R10 = $\pm 30\%$ No visible damage
Constant load Temperature	At $25\pm 5^{\circ}\text{C}$ Illumination: 150lux at rated power Duration: 600h	No visible damage
Wire Terminals Strength	Bend the wire terminal at its root to 90 degree, and then bend it to a opposite direction.	No visible damage
Vibration	Frequency: 50Hz Swing: 1.5mm with Directions: parallel to ceramic substrate normal to ceramic substrate. Duration: 2h	No visible damage

Configurations & Dimensions

5mm CdS Photo Resistors (PGM) Configurations & Dimensions

 <p style="text-align: center;">www.token.com.tw</p> <p style="text-align: center;">Epoxy resin package 5mm CdS Photoresistors Appearance PGM5**** series</p>	 <p style="text-align: center;">Epoxy resin package 5mm PGM5**** series Dimensions (Unit: mm)</p>
 <p style="text-align: center;">www.token.com.tw</p> <p style="text-align: center;">Hermetical package 5mm CdS Photoresistors Appearance PGM55**-MP series</p>	 <p style="text-align: center;">Hermetical package 5mm PGM55**-MP series Dimensions (Unit: mm)</p>

● Note: All dimensions are in mm and NTS.

▶ PGM5**** Electronics Characteristics

Epoxy resin package 5mm CdS (PGM5****) Electronics Characteristics

Model	Vmax (VDC)	Pmax (mW)	Ambient Temp (°C)	Spectral Peak (nm)	Photo Resistance (10Lx) (KΩ)	Dark Resistance (MΩ)min	γ min	Response Time (ms)	
								Rise	Decay
PGM5506	100	90	-30 ~ +70	540	2 ~ 6	0.15	0.6	30	40
PGM5516	100	90	-30 ~ +70	540	5 ~ 10	0.2	0.6	30	40
PGM5526	150	100	-30 ~ +70	540	8 ~ 20	1.0	0.6	20	30
PGM5537	150	100	-30 ~ +70	540	16 ~ 50	2.0	0.7	20	30
PGM5539	150	100	-30 ~ +70	540	30 ~ 90	5.0	0.8	20	30
PGM5549	150	100	-30 ~ +70	540	45 ~ 140	10.0	0.8	20	30
PGM5616D	150	100	-30 ~ +70	560	5 ~ 10	1.0	0.6	20	30
PGM5626D	150	100	-30 ~ +70	560	8 ~ 20	2.0	0.6	20	30
PGM5637D	150	100	-30 ~ +70	560	16 ~ 50	5.0	0.7	20	30
PGM5639D	150	100	-30 ~ +70	560	30 ~ 90	10.0	0.8	20	30
PGM5649D	150	100	-30 ~ +70	560	50 ~ 160	20.0	0.8	20	30
PGM5659D	150	100	-30 ~ +70	560	150 ~ 300	20.0	0.8	20	30

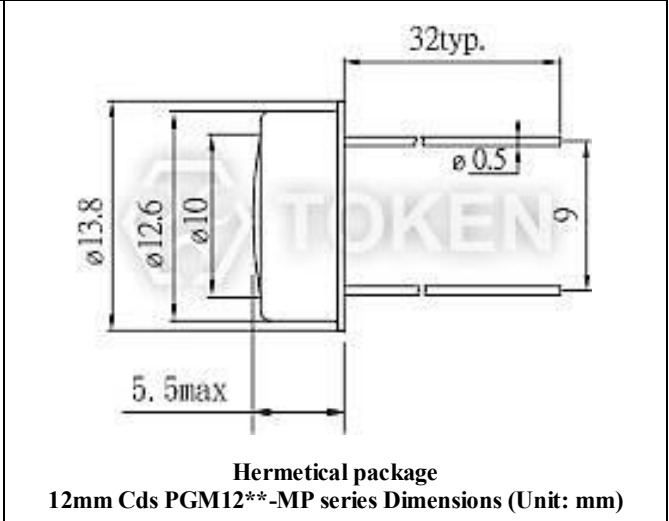
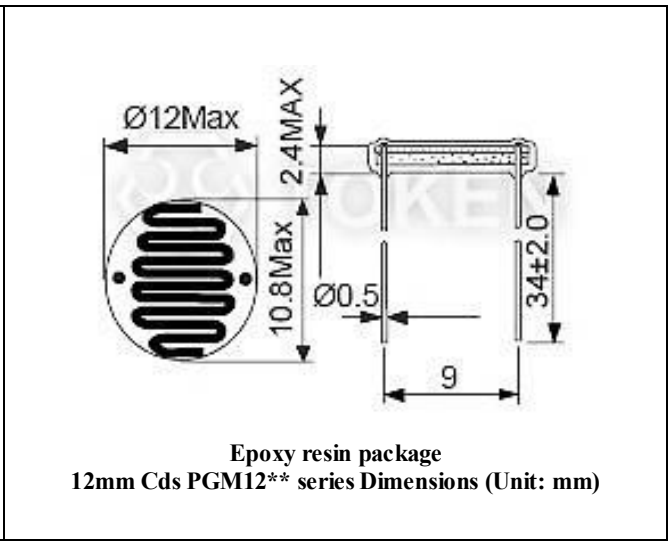
▶ PGM55** Electronics Characteristics

Hermetical package 5mm CdS (PGM55**-MP) Electronics Characteristics

Model	Vmax (VDC)	Pmax (mW)	Ambient Temp (°C)	Spectral Peak (nm)	Photo Resistance (10Lx) (KΩ)	Dark Resistance (MΩ)min	γ min	Response Time (ms)	
								Rise	Decay
PGM5506-MP	100	90	-30 ~ +70	540	2 ~ 6	0.15	0.6	30	40
PGM5516-MP	100	90	-30 ~ +70	540	5 ~ 10	0.2	0.6	30	40
PGM5526-MP	150	100	-30 ~ +70	540	8 ~ 20	1.0	0.6	20	30
PGM5537-MP	150	100	-30 ~ +70	540	16 ~ 50	2.0	0.7	20	30
PGM5539-MP	150	100	-30 ~ +70	540	30 ~ 90	5.0	0.8	20	30
PGM5549-MP	150	100	-30 ~ +70	540	45 ~ 140	10.0	0.8	20	30

Configurations & Dimensions

12mm CdS Photo Resistors (PGM) Configurations & Dimensions



● Note : All dimensions are in mm and NTS.

▶ PGM12** Electronics Characteristics

Cds - (PGM12**) Electronics Characteristics

Model	Vmax (VDC)	Pmax (mW)	Ambient Temp (°C)	Spectral Peak (nm)	Photo Resistance (10Lx) (KΩ)	Dark Resistance (MΩ)min	γ min	Response Time (ms)	
								Rise	Decay
PGM1200	250	250	-30 ~ +70	560	2~5	1.0	0.6	30	40
PGM1201	250	250	-30 ~ +70	560	4~10	2.0	0.7	30	30
PGM1202	250	250	-30 ~ +70	560	8~20	5.0	0.7	30	30
PGM1203	250	250	-30 ~ +70	560	18~50	10	0.8	30	30
PGM1204	250	250	-30 ~ +70	560	45~150	20	0.8	30	30
PGM1205	250	250	-30 ~ +70	560	140~300	20	0.8	30	30


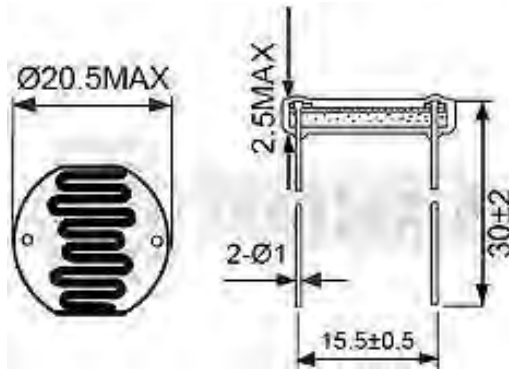

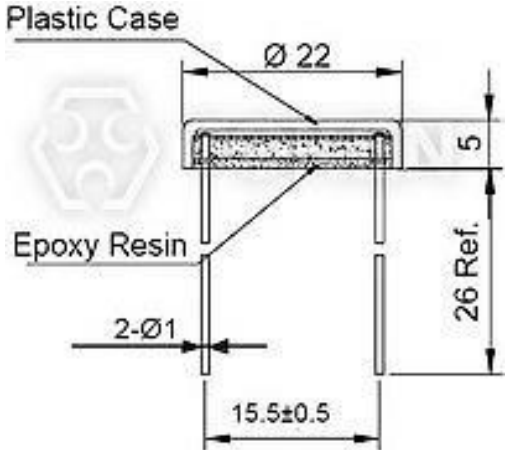
▶ PGM12**-MP Electronics Characteristics

Cds - (PGM12**-MP) Electronics Characteristics

Model	Vmax (VDC)	Pmax (mW)	Ambient Temp (°C)	Spectral Peak (nm)	Photo Resistance (10Lx) (KΩ)	Dark Resistance (MΩ)min	γ min	Response Time (ms)	
								Rise	Decay
PGM1200-MP	250	250	-30 ~ +70	560	2~5	1.0	0.6	30	40
PGM1201-MP	250	250	-30 ~ +70	560	4~10	2.0	0.7	30	30
PGM1202-MP	250	250	-30 ~ +70	560	8~20	5.0	0.7	30	30
PGM1203-MP	250	250	-30 ~ +70	560	18~50	10	0.8	30	30
PGM1204-MP	250	250	-30 ~ +70	560	45~150	20	0.8	30	30
PGM1205-MP	250	250	-30 ~ +70	560	140~300	20	0.8	30	30

Configurations & Dimensions

20mm CDS Photo Resistors (PGM) Configurations & Dimensions

 <p style="text-align: center;">www.token.com.tw</p> <p style="text-align: center;">Epoxy resin package 20mm CDS Photo Resistors Appearance PGM20** series</p>	 <p style="text-align: center;">Epoxy resin package 20mm CdS PGM20** series Dimensions (Unit: mm)</p>
 <p style="text-align: center;">www.token.com.tw</p> <p style="text-align: center;">Plastic Case package 20mm CDS Photo Resistors Appearance PGM20**-PP series</p>	 <p style="text-align: center;">Plastic Case package package 20mm CdS PGM20**-PP series Dimensions (Unit: mm)</p>

● Note: All dimensions are in mm and NTS.

▶ PGM20** Electronics Characteristics

CdS - (PGM20**) Electronics Characteristics

Model	Vmax (VDC)	Pmax (mW)	Ambient Temp (°C)	Spectral Peak (nm)	Photo Resistance (10Lx) (KΩ)	Dark Resistance (MΩ)min	γ min	Response Time (ms)	
								Rise	Decay
PGM2000	500	500	-30 ~ +70	560	2~5	1.0	0.6	30	40
PGM2001	500	500	-30 ~ +70	560	4~10	2.0	0.7	30	30
PGM2002	500	500	-30 ~ +70	560	8~20	5.0	0.7	30	30
PGM2003	500	500	-30 ~ +70	560	18~50	10	0.8	30	30
PGM2004	500	500	-30 ~ +70	560	45~150	20	0.8	30	30
PGM2005	500	500	-30 ~ +70	560	140~300	20	0.8	30	30

▶ PGM20**-PP Electronics Characteristics

CdS - (PGM20**-PP) Electronics Characteristics

Model	Vmax (VDC)	Pmax (mW)	Ambient Temp (°C)	Spectral Peak (nm)	Photo Resistance (10Lx) (KΩ)	Dark Resistance (MΩ)min	γ min	Response Time (ms)	
								Rise	Decay
PGM2000-PP	500	500	-30 ~ +70	560	2~5	1.0	0.6	30	40
PGM2001-PP	500	500	-30 ~ +70	560	4~10	2.0	0.7	30	30
PGM2002-PP	500	500	-30 ~ +70	560	8~20	5.0	0.7	30	30
PGM2003-PP	500	500	-30 ~ +70	560	18~50	10	0.8	30	30
PGM2004-PP	500	500	-30 ~ +70	560	45~150	20	0.8	30	30
PGM2005-PP	500	500	-30 ~ +70	560	140~300	20	0.8	30	30

▶ Order Codes

Order Codes (PGM)

PGM5516	P
Part Number	Package