

Version:
January 13, 2017



TOKEN

(RNW)

Power Resistor Chamber

Token Electronics Industry Co., Ltd.

Taiwan: No.137, Sec. 1, Zhongxing Rd., Wugu District,
New Taipei City, Taiwan, R.O.C. 24872
Tel: +886 2981 0109 Fax: +886 2988 7487

China: 12F, Zhong Xing Industry Bld., Chuang Ye Road,
Nan Shan District, Shen Zhen City,
Guang Dong, China 518054
Tel: +86 755 26055363; Fax: +86 755 26055365

Web: www.token.com.tw

Email: rfq@token.com.tw



▶ Product Introduction

Token's Power Modules Simplify Your Power Resistor Chamber Design (RNW)

Token Electronics produces various kinds of power load bank/chamber which can be used for any resistor, chamber AC or DC power application. Units are most commonly used for motor acceleration and braking, load banks, harmonic filtering and neutral grounding applications.

Assembly:

All units are coiled consist of stainless steel edge wound non-inductive elements wound around core which is mounted on a stainless steel rod. Glazed insulators are attached to each end of the coils and fastened to a heavy gage, corrosion resistant frame. Resistor elements are joined by stainless connectors to form a positive electrical path.



Safety Enclosure:

Token resistor assemblies are available with grounded safety enclosures to protect personnel and wildlife from harm. Screened and louvered enclosures are available in a variety of finishes including painted, powder coated, mill galvanized, hot-dipped galvanized, aluminum and stainless steel.

Option:

A number of additional options are available including entrance bushings, current transformers, elevating stands and disconnect switches.

The series is lead-free and RoHS compliant. Detailed specifications, both mechanical and electrical, please contact our sales representative for more information. Or you can link to Token official website "[High Power Resistors](http://www.token.com.tw)" to get more information.

Appearance

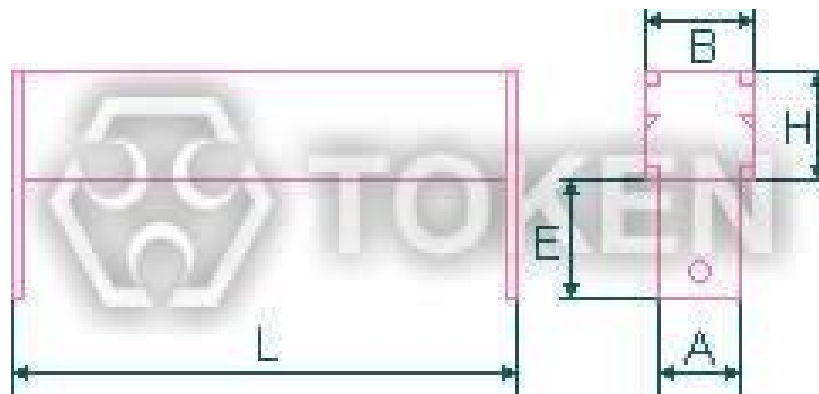
Load Bank Appearance (RNW)



RNW-T Component

Electric Parameter and External Dimensions (RNW-T)

Type	Wattage (W)	Dimensions (Unit: mm)				
		L	H	B	A	E
T5	5	35	9	9	6	15
T10	10	48	10	10	6	15
T20	20	64	14	14	8	20
T30	30	75	19	19	8	20
T50	50	88	20	20	10	20
T100	100	135	25	25	10	25

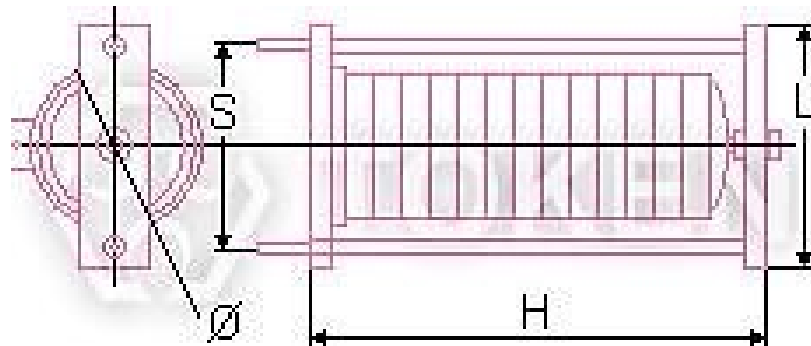


Load Bank Unit (RNW-T) Dimensions

▶ RNW-B Component

Electric Parameter and External Dimensions (RNW-B)

Series	Resistance Range (Ω)	Capacity (KJ)	Dimensions (Unit: mm)			Mounting Hole		
			Ø	H	L	Quantity [N]	Diameter [Ø]	Center Spacing [S]
B11	0.5-30	400	110	190	185	2	10.5	158
B12	0.5-60	800	110	290	185	2	10.5	158
B13	0.5-90	1200	110	390	185	2	10.5	158
B21	0.5-30	300	110	214	254	2	10.5	238
B22	0.5-60	600	110	370	410	2	10.5	294
B23	0.5-90	900	110	526	566	2	10.5	550

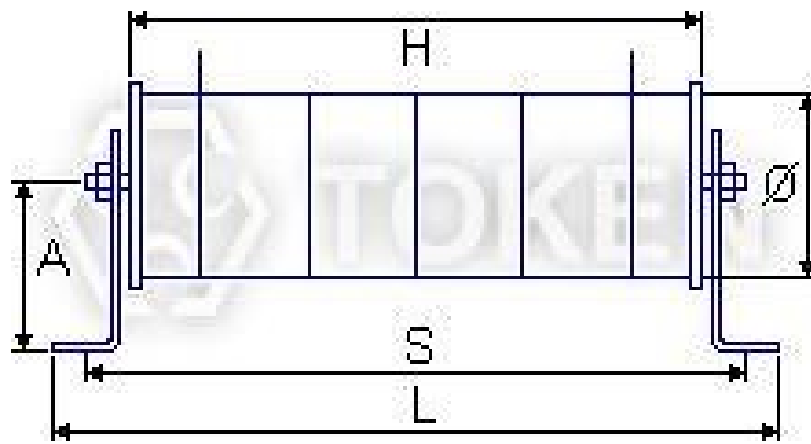


Load Bank Unit (RNW-B) Dimensions

▶ RNW-H Component

Electric Parameter and External Dimensions (RNW-H)

Series	Rated Wattage (W)	Resistance Range (Ω)	Dimensions (Unit: mm)			Mounting Hole			Center Height [A]
			\varnothing	H	L	Quantity [N]	Diameter [\varnothing]	Center Spacing [S]	
H	200	1-30	100	134	174	2	8.5	158	90
	400	2-60	100	194	234	2	8.5	218	
	500	3-90	100	254	294	2	8.5	278	
	750	4-120	100	314	354	2	8.5	338	
	1000	5-150	100	374	414	2	8.5	398	



Load Bank Unit (RNW-H) Dimensions

- Notice: All dimensions might be changed or modified, please refer to last updating specification.

► General Information

Benefits & Features

Providing design engineers with an economical resistor with high quality performance, Token Electronics offers industry grade power wire wound devices.

Token provide terminal blocks, thermal switches, fusing, fans, junction boxes, screened or solid bottom plates, conduit knockouts, and customer specified requirements. For large applications a welded frame construction is utilized to provide a robust design for power resistor mounting in both indoor and outdoor environments.

Products range from large capacity metal clad, nonflammable fixed and adjustable, wave ribbon wire-wound, slide, starter, box type, to nonflammable flat type. Token extends a complete line for both military and commercial applications.

Utilization Notes

1. Smoke emitted from non-flammable resistors on initial use in powered circuits is a normal phenomenon and the component can be safely utilized.
2. All resistors manufactured by Token Electronics Industry Corporation comply with the U.S. UL-94 non- flammability test, Class V-0, a continuous combustion period of zero seconds.
3. Never use organic solvents to clean non-flammable resistors.
4. Non-flammable resistors cannot be utilized in oil.
5. Non-flammable resistors cannot be used in high frequency machinery because of the inductance produced by the windings. A suitable type of resistor must be selected. Contact us for details.
6. In applications where resistors are subject to intermittent current surges and spikes, be sure in advance that the components selected are capable of withstanding brief durations of increased load.
7. Do not exceed the recommended usable load. Resistors must use within the rated voltage range to prevent the shortening of service life and/or failure of the wound resistance elements.
8. Minimum load. Resistors must be utilized at 1/10 or more of the rated voltage to prevent poor conductance due to oxidation build-up.
9. Although the hardness exceeds that of a 3H pencil lead, do not nick the resistor coating with screw drivers or other pointed objects.
10. Avoid touching non-flammable resistors in operation; the surface temperature ranges from approximately 350°C ~ 400°C when utilized at the full rated value. Maintaining a surface temperature of 200°C or less will extend resistor service life.
11. Keep temperature from rising by choosing a resistor with a higher rated capacity; do not use a component having the exact load value required. For considerations of safety in extended period applications, the resistor rating should be more than four times higher than the actual wattage involved, but never use a resistor at less than 25% of its rated power.
12. Application and Placement: Wire-wound resistors use different gauges of wire as resistance elements. Sometimes the gauge is extremely thin (finer than a strand of human hair) and very susceptible to breakage in environments containing salts, ash, dust and corrosives. Avoid utilization in such environments. Do not install in dusty areas because the accumulation will cause shorts and poor conductance.

