

Version:  
June 26, 2017



**(TCPWCH)**  
**Common Mode Choke**  
**Coils for Automotive**

**Token Electronics Industry Co., Ltd.**

**Taiwan:** No.137, Sec. 1, Zhongxing Rd., Wugu District,  
New Taipei City, Taiwan, R.O.C. 24872  
**Tel:** +886 2981 0109    **Fax:** +886 2988 7487

**China:** 12F, Zhong Xing Industry Bld., Chuang Ye Road,  
Nan Shan District, Shen Zhen City,  
Guang Dong, China 518054  
**Tel:** +86 755 26055363; **Fax:** +86 755 26055365

[Web: www.token.com.tw](http://www.token.com.tw)

[Email: rfq@token.com.tw](mailto:rfq@token.com.tw)



## ▶ Product Introduction

### Token (TCPWCH-4532AU) complete portfolio of common mode chokes for automotive bus systems.

#### Features :

- For Automotive wire wound common mode choke coil Effective for EMI suppression of common mode noise emission.
- Compatible with Automotive required operating temperature  $-40^{\circ}\text{C}$  to  $+125^{\circ}\text{C}$ .
- Compatible with RoHS Directive and AEC-Q200.

#### Applications :

- Preventive measure against high speed signal radiation emission such as CAN-Bus.
- Modem, Fax, ISDNs... etc.

SMD common mode choke coils (TCPWCH-4532AU) series is primarily designed for automotive networking applications, such as automotive ethernet, FlexRay, and CAN-Bus. Of course, ethernet is already the firmly established networking protocol for computers, peripherals, communication devices, and multimedia.

The attenuation of the noise is higher, the performance of the common-mode choke is better. Token taking advantage of the latest winding technology, (TCPWCH-4532AU) consists ferrite core and a pair lines enabling the most effective in noise suppression designs. Feature high common-mode impedance at noise band and low differential-mode impedance at signal band. Low differential-mode impedance with high coupling factor, there is almost no distortion on high speed signal.

This automotive common mode chokes construction provides for a more lean and cost saving approach then comparable larger, heavier, wire-wound toroidal inductors. Wide inductance selection, and low-resistance coils can be customized designs and tighter tolerances are available on request.

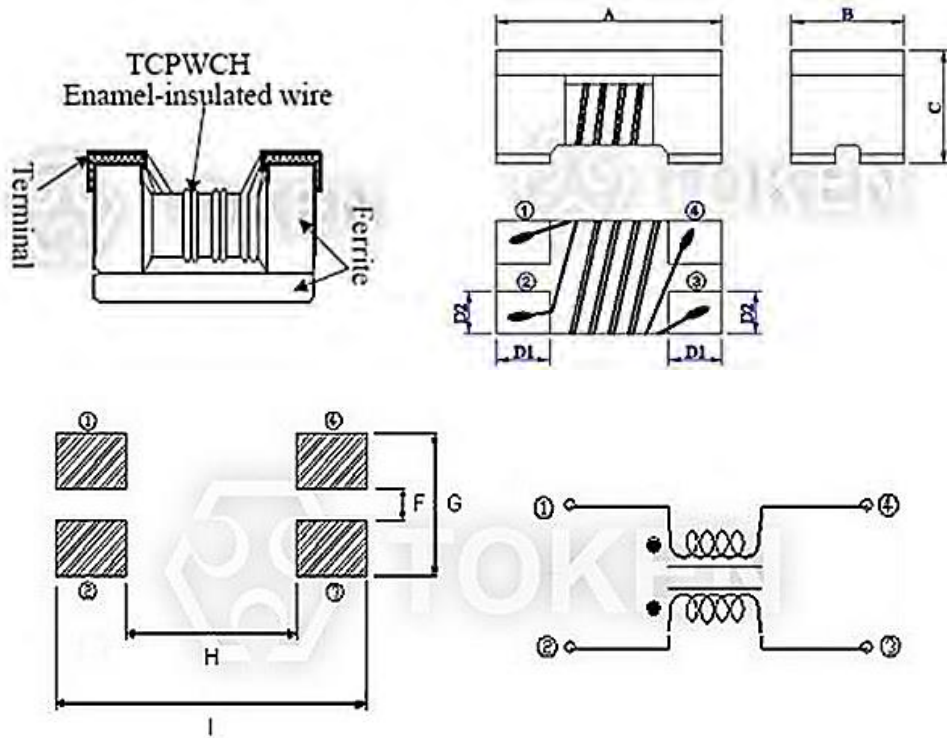
(TCPWCH-4532AU) conforms to the RoHS compliant and Lead-free. Token will also produce devices outside these specifications to meet customer requirements, with comprehensive design application engineering support for customers worldwide. Please contact our sales or link to Token official website "[SMD Balun Transformers](http://www.token.com.tw)" for more information.



► **Config. & Dim.**

**Configurations & Dimensions (TCPWCH-4532AU) UNIT: mm (inch)**

CODE	A	B	C	D1 TYP	D2 TYP	F TYP	G TYP	H TYP	I TYP
TCPWCH-4532 (1812)	4.50±0.2 (0.177±0.008)	3.2±0.2 (0.126±0.008)	2.8±0.2 (0.110±0.008)	1.00 (0.039)	1.00 (0.039)	0.40 (0.016)	3.60 (0.141)	2.10 (0.082)	4.90 (0.192)

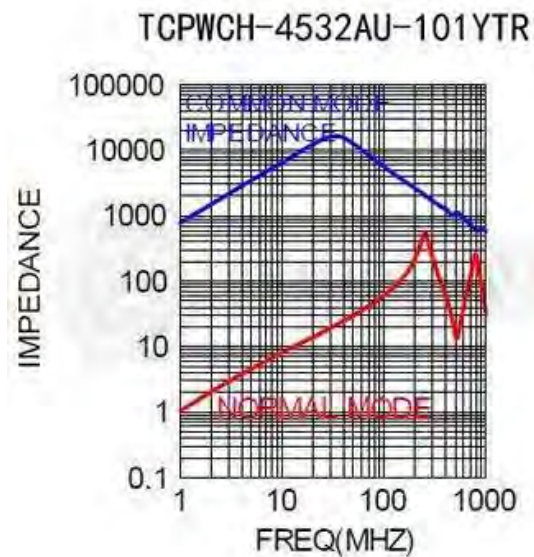
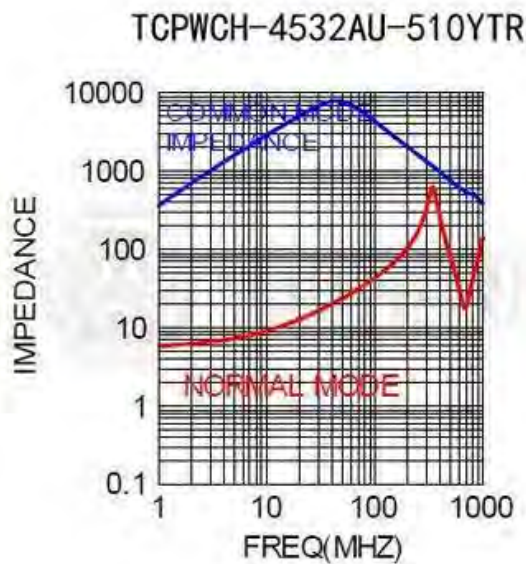
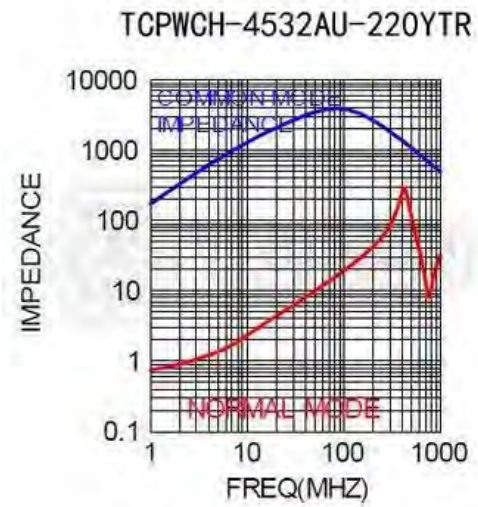
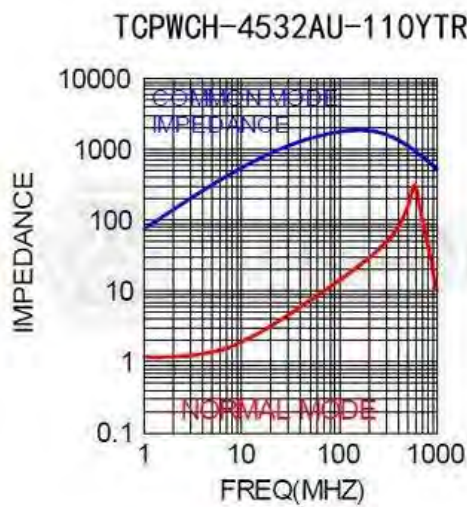


Common Mode Choke Coils for Automotive (TCPWCH-4532AU) Structure diagram UNIT: mm (inch)

► 4532AU Specifications

Electrical Characteristics (TCPWCH-4532AU)

Part Number	Inductance (μH) 100KHz/100mV	Impedance (Ω) @ 10MHz	DC Resistance (Ω) Max.	Rated Current (mA) Max.	Rated Voltage (V) DC	Insulation Resistance (MΩ) Min.
TCPWCH-4532AU-110YTR	11(+50/30%)	600	0.6	250	50	10
TCPWCH-4532AU-220YTR	22(+50/30%)	1200	1.0	200	50	10
TCPWCH-4532AU-510YTR	51(+50/30%)	2800	1.0	200	50	10
TCPWCH-4532AU-101YTR	100(+50/30%)	5800	2.0	150	50	10



## Order Codes

### Order Codes (TCPWC)

TCPWC	H	-	4532			AU	-	110	Y	TR			
Part Number	Shielding Type		Dimensions			Purpose		Inductance (μH)		Tolerance (%)		Package	
TCPWCH	H	Shielding	4532	4.5×3.2×2.8	EIA1812	AU	Automotive	110	11	Y	+50/-30%	P	Bulk
								220	22			TR	Taping Reel
								510	51				
								101	100				

## General Information

### Applications of Baluns

In a **RF balun transformer**, one pair of terminals is balanced, that is, the currents are equal in magnitude and opposite in phase. The other pair of terminals is unbalanced; one side is connected to electrical ground and the other carries the signal. Balun transformers can be used between various parts of a wireless or cable communications system. Some common applications denotes as following:

- Television receiver (Balanced) - coaxial cable network or Coaxial antenna system (Unbalanced)
- FM broadcast receiver (Balanced) - Coaxial antenna system (Unbalanced)
- Dipole antenna (Balanced) - Coaxial transmission line (Unbalanced)
- Parallel-wire transmission line (Balanced) - Coaxial transmitter output, or Coaxial receiver input (Unbalanced)

Token's baluns provide impedance transformation in addition to conversion between balanced and unbalanced signal modes. Most television and FM broadcast receivers are designed for 300-ohm balanced systems, while coaxial cables have characteristic impedances of 50 or 75 ohms. Impedance-transformer baluns with larger ratios are available and used to match high-impedance balanced antennas to low-impedance unbalanced wireless receivers, transmitters, or transceivers.

